

Evaluating Reader's Theater Performances

Chun-yin Doris Chen
National Taiwan Normal University

I. Introduction

- There is **no free lunch** in the world.
- What are the major characteristics of an **outstanding** RT performance?



II. Evaluation Criteria

- **Language:** The actor should have a full understanding of the scene and his/her role in it. This should be apparent in ...
 - ✓ _____ (*accuracy, fluency, etc.*)
 - ✓ _____ (*regarding age, gender, mood, etc.*)
 - ✓ _____



- ✓ _____ : The actors should be able to be heard clearly from the back of the classroom.
- ✓ _____ : While an actor is performing, the pace should be comfortable but never too fast. Actors need to anticipate their cues and come in immediately with no pauses. The entire cast should use accelerated tempo to build a scene to a climax.

- **Script:** Whenever possible, the script should be ...
- ✓ : Help your audience grasp your message by focusing on your message. Stories, humor, or other “sidebars” should connect to the core idea. Anything that doesn’t needs to be edited out.

Whenever possible, the script should also be ...

✓ *entertaining*

✓ _____

✓ *stimulating*

✓ *touching*

✓ _____

✓ *surprising*

- A good script needs ...
 - ✓ controlled vocabulary
 - ✓ simple _____
 - ✓ a nice topic & theme
 - ✓ Most important of all...
-

- Look for literature that
 - ✓ is _____ or has compelling content.
 - ✓ has a _____ story line, _____ characters, _____, plot action, _____.
 - ✓ uses _____.
 - ✓ is **not** filled with descriptive passages.
 - ✓ flows at a _____ pace.

Polar Bear

<http://www.youtube.com/watch?v=ctQjLfMKinU&feature=related>

Ugly Duckling

<http://www.youtube.com/watch?v=NMLNTIZR620&feature=related>

Goldilocks And The 3 Bears

http://www.youtube.com/watch?v=63w9aPO-W_E

Strategies for of Creative Scripts

● *Creativity is constrained by rules.*

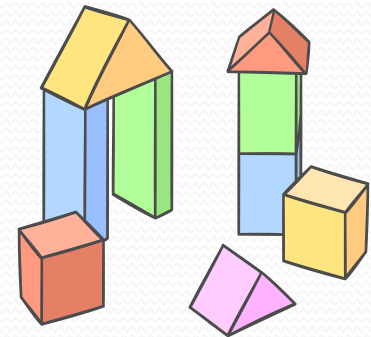
✓ *Rule 1:* _____

➤ *Three Little Monkeys* → _____

<http://www.youtube.com/watch?v=OwxizOKWk20>

✓ *Rule 2:* _____

➤ *Three Little Pigs* → _____



✓ *Rule 3:* _____

➤ *Character:*

Gender: Snow White

→ _____

Roles: Three Little Pigs and the Big Bad Wolf

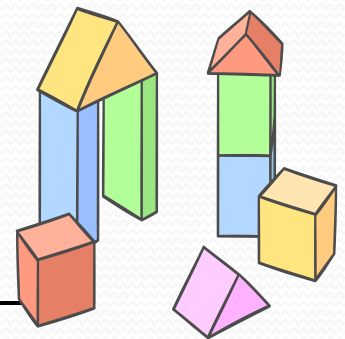
→ _____

<http://www.youtube.com/watch?v=F5DS2DnsJo4&feature=related>

<http://www.learnnc.org/lp/pages/2858>

Personality: The Boy Who Cried Wolf

→ _____



➤ *Plot & Ending:*

Tom Sawyer → _____

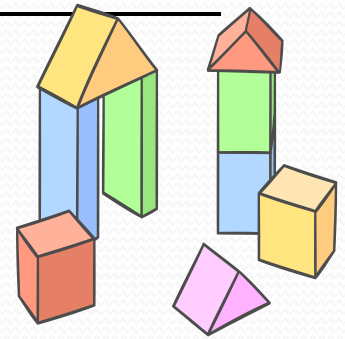
✓ *Rule 4:* _____

➤ *Character conflict* → _____

➤ *Place conflict* → _____

➤ *Time conflict* → _____

● *Language can be simple and repetitive.*



✓ *Rule 5:* _____

➤ *New elements*

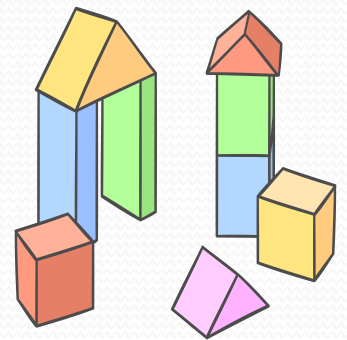
(chants, songs, culture, a moral lesson, etc.)

➤ *New characters*

(narrators, funny characters, twins, etc.)

➤ *New events*

(incident, adventure, etc.)



- Every script is unique.




“ *Something old,
something new,
something borrowed,
something blue* ”

- **Acting:** The actor must stay "in character" at all times.

✓ _____: There should be **no** looking around and **no laughing** while performing.

- ✓ _____
- ✓ _____
- ✓ _____



✓ _____ *position*

✓ _____: The audience should always be able to see the actor's eyes. The actor must look down quickly to remind him of the line but must have eyes up when speaking the line. When characters speak to each other, the actors do not look at each other but speak to their focus area as if it were the other character.

III. Before RT

- a topic. → your RT material.
- ✓ *Pick a topic your students are interested in.*

- **the audience.**

Deliver the message they want to hear. They want your students to be interesting, stimulating, informative and entertaining.

- **an introduction.**

Set the context and make sure the audience is ready to go, whether the introduction is for your students or for someone else.

●

*Help your audience grasp your students' message. Stories, humor, or other "sidebars" should connect to the core idea. Anything **that doesn't** needs to be edited out.*



- **quotations or moral lessons.**

Don't include these for the sake of including them, but do use them appropriately to complement your ideas.

Tips for Implementing Readers Theater

- *Model _____ reading often.*
- *Introduce RT using _____ scripts.*
- *Students need to grasp the concept of RT and become familiar with the **format** of a script before writing their own.*


<http://vlog.xuite.net/play/a1MxR292LTQxMzg4NjkuZmx2/2011-12-27%E8%AE%80%E8%80%85%E5%8A%87%E5%A0%B4%E7%B7%B4%E7%BF%092%E9%8C%84%E5%BD%B1>

- Teach the basic steps of performance:
 - ✓ *how to use _____ to mark the parts*
 - ✓ *how to _____ the part*
 - ✓ *how to read _____*
 - ✓ *how to _____ the script*
 - ✓ *when to assume various stage positions*

- Give the students *time* to prepare their roles in different ways: *individually* and in small groups, *privately* and in front of others.
- Keep a copy of the _____ script at school and send one home to read.
- _____ with the readers
- Provide needed *direction* and *support* regarding Ss' *interpretation, pacing, expression, volume, positions, and motions.*
- Begin with *short* presentations.
- _____ for an audience as often as possible.

- **Gain** _____.

*Your students' RT represents **them** as a person. Experience builds _____, which is the key to effective oral reading.*



V. Common Mistakes

- Start with a **whimper**.
- Fail to read aloud

_____.

<http://www.toastmasters.org/MainMenuCategories/FreeResources/NeedHelpGivingaSpeech/TipsTechniques/10TipsforPublicSpeaking.aspx>



- **Fail to use _____ techniques.**

Do whatever it takes – listening to music, breathing deeply, shrugging your shoulders – to relieve nervous tension.

- **_____ the RT script word for word.**

- **Read without _____.**

The more passionate you are about your topic, the more likely your audience will act on your suggestions.





- **End the RT performance in a rush.**

- **Fail to _____.**


Your reputation is at stake every time you face an audience – so rehearse well enough to ensure you'll leave a good impression!


- **Failing to recognize that oral reading is an skill.**

Effective executives learn how to present in the same way they learn to use other tools to operate their businesses

VI. Conclusion

- *No performance or performer is perfect.*
- *Stay hungry, stay foolish.*





The End

